



July 22, 2010

Sacramento Public Library Authority

Agenda Item 20.0: Monthly Treasurer's Report of Transactions – April and May 2010

TO: Sacramento Public Library Authority Board Members

FROM: Rick Teichert, Deputy Director – Support Services

RE: Monthly Treasurer's Report of Transactions – April and May 2010

RECOMMENDED ACTION: Receive and File.

INFORMATION

The Monthly Purchases and Sales Transactions Report for the City of Sacramento's "Investment Pool A" for the months of April and May 2010, and the Sacramento Public Library summary of the City's monthly investment reports are attached to this report. This report satisfies the State's investment reporting requirements and complies with the Authority's Investment Policy. The complete City Treasurer Report for the months of April and May 2010 are available upon request.

FISCAL IMPACT

April 2010

The Library Authority had investments totaling \$20,203,939 as of April 30, 2010. Total cash and investments at April 30, 2010 were \$21,351,222 including a balance of \$1,147,283 in the Authority's Bank of America account. Investment income for the month of April was \$33,078 and totals \$351,926 year to date for FY 2009-10. These earnings have exceeded the \$335,000 total investment income budgeted for FY 2009-10. The April portfolio yield was 2.18%, up 0.02% from the yield in March 2010 of 2.16%. This yield compares favorably to the State of California Local Agency Investment Fund rate of return for April 2010 of 0.59%.

May 2010

The Library Authority had investments totaling \$20,212,101 as of May 31, 2010. Total cash and investments at May 31, 2010 were \$21,011,307 including a balance of \$799,206 in the Authority's Bank of America account. Investment income for the month of May was \$46,588 and totals \$398,514 year to date for FY 2009-10. These earnings have exceeded the \$335,000 total investment income budgeted for FY 2009-10. The May portfolio yield was 2.63%, up 0.45% from the yield in April 2010 of 2.18%. This yield compares favorably to the State of California Local Agency Investment Fund rate of return for May 2010 of 0.56%.



July 22, 2010

Sacramento Public Library Authority

Agenda Item 20.0: Monthly Treasurer's Report of Transactions – April and May 2010

ATTACHMENTS

- Attachment A: Sacramento City Treasurer Report: April 2010 – Monthly Purchases and Sales Transaction Report (Pool A portion only)
- Attachment B: City of Sacramento Treasurer Report: Monthly Investment Report – April 2010 (Library portion only)
- Attachment C: Sacramento City Treasurer Report: May 2010 – Monthly Purchases and Sales Transaction Report (Pool A portion only)
- Attachment D: City of Sacramento Treasurer Report: Monthly Investment Report – May 2010 (Library portion only)

City of Sacramento
PURCHASE AND SALE
City Investment Pool A
 From 04-01-10 To 04-30-10

Trade Date	Settle Date	Sec Type Code	Security Symbol	Cusip	Quantity	Security	S & P	Moody	Unit Price	Amount
PURCHASES										
04-01-10	04-01-10	cpus	89233hhq0	89233HHQ0	13,000,000	Totota Motor Credit Corp 0.290% Due 08-24-10	A1	P1	100	12,984,815
04-06-10	04-06-10	cpus	36959jd91	36959JD91	7,000,000	General Electric Capital Corp 0.120% Due 04-09-10	A1	P1	100	6,999,950
04-06-10	04-09-10	flus	3133xxs65	3133XXS65	7,000,000	Federal Home Loan Bank 2.050% Due 07-09-13	AAA	Aaa	100	6,986,000
04-07-10	04-29-10	flus	3128x94k3	3128X94K3	5,000,000	Freddie Mac 3.200% Due 04-29-15	AAA	Aaa	100	4,997,500
04-08-10	04-08-10	cpus	36959jdv2	36959JDV2	5,000,000	General Electric Capital Corp 0.180% Due 04-29-10	A1	P1	100	4,999,475
04-14-10	04-14-10	cpus	89233hf8	89233HF8	6,000,000	Toyota Motor Credit Corp 0.260% Due 06-18-10	A1	P1	100	5,997,183
04-16-10	04-16-10	cpus	89233hfv1	89233HFV1	5,500,000	Toyota Motor Credit Corp 0.260% Due 06-29-10	A1	P1	100	5,497,061
04-19-10	04-19-10	cpus	89233hgt5	89233HGT5	6,000,000	Toyota Motor Credit Corp 0.290% Due 07-27-10	A1	P1	100	5,995,215
04-19-10	04-19-10	flus	3133xvs77	3133XVS77	20,000,000	Federal Home Loan Bank 0.375% Due 11-16-10	AAA	Aaa	100	20,008,566
04-20-10	04-23-10	cbus	38141gdq4	38141GDQ4	6,000,000	Goldman Sachs Group Inc 5.250% Due 10-15-13	A	A1	107	6,414,000
04-20-10	04-20-10	cpus	4042fidp1	4042FIDP1	7,000,000	HSBC Finance 0.110% Due 04-23-10	A1	P1	100	6,999,936
04-21-10	04-22-10	frus	31331jgv9	31331JGV9	3,000,000	Federal Farm Credit Bank 2.240% Due 12-16-13	AAA	Aaa	100	2,997,000
04-28-10	04-30-10	flus	3133xxzr1	3133XXZR1	3,000,000	Federal Home Loan Bank 2.000% Due 04-26-13	AAA	Aaa	100	2,999,400
04-29-10	05-13-10	vrus	3136fmps7	3136FMPS7	5,000,000	Fannie Mae 2.125% Due 05-13-15	AAA	Aaa	100	4,994,500
04-30-10	04-30-10	cpus	89233hgt5	89233HGT5	3,000,000	Toyota Motor Credit Corp 0.290% Due 07-27-10	A1	P1	100	2,997,800
04-30-10	04-30-10	cpus	36959jed1	36959JED1	5,000,000	General Electric Capital Corp 0.180% Due 05-13-10	A1	P1	100	4,999,675
										106,868,056
SALES										
04-01-10	04-01-10	flus	3128x9fs4	3128X9FS4	15,000,000	Freddie Mac 2.000% Due 10-01-12	AAA	Aaa	100	15,000,000
04-06-10	04-06-10	cpus	4042fid63	4042FID63	9,000,000	HSBC Finance 0.300% Due 04-06-10	A1	P1	100	8,990,100
04-06-10	04-06-10	dpus	313397ve8	313397VE8	8,000,000	Freddie Mac 0.080% Due 04-06-10	AAA	Aaa	100	7,997,760
04-08-10	04-08-10	tbus	912795u33	912795U33	3,000,000	U.S. Treasury Bill 0.510% Due 04-08-10	AAA	Aaa	99	2,984,785
04-08-10	04-08-10	vrus	3133xuvv2	3133XUVV2	3,000,000	Federal Home Loan Bank 2.250% Due 10-08-14	AAA	Aaa	100	3,000,000

City of Sacramento
PURCHASE AND SALE
City Investment Pool A
From 04-01-10 To 04-30-10

Trade Date	Settle Date	Sec Type Code	Security Symbol	Cusip	Quantity	Security	S & P	Moody	Unit Price	Amount
04-09-10	04-09-10	cpus	36959jd91	36959JD91	7,000,000	General Electric Capital Corp 0.120% Due 04-09-10	A1	P1	100	6,999,930
04-20-10	04-20-10	cpus	89233hd15	89233HDL5	5,000,000	Toyota Motor Credit Corp 0.230% Due 04-20-10	A1	P1	100	4,995,719
04-20-10	04-20-10	dpus	313397vu2	313397VU2	8,000,000	Freddie Mac 0.090% Due 04-20-10	AAA	Aaa	100	7,997,200
04-21-10	04-21-10	fnus	3128x8wf5	3128X8WF5	7,000,000	Freddie Mac 3.000% Due 04-21-14	AAA	Aaa	100	7,000,000
04-23-10	04-23-10	cpus	4042fidp1	4042FIDP1	7,000,000	HSBC Finance 0.110% Due 04-23-10	A1	P1	100	6,999,936
04-29-10	04-29-10	cpus	36959jdv2	36959JDV2	5,000,000	General Electric Capital Corp 0.180% Due 04-29-10	A1	P1	100	4,999,475
04-29-10	04-30-10	gbus	912828kk5	912828KK5	8,000,000	U.S. Treasury Note 1.375% Due 04-15-12	AAA	Aaa	101	8,058,125
04-30-10	04-30-10	cpus	36959jdw0	36959JDW0	3,500,000	General Electric Capital Corp 0.220% Due 04-30-10	A1	P1	100	3,497,241
										88,520,271

Sacramento Public Library Authority

Monthly Review - April 2010

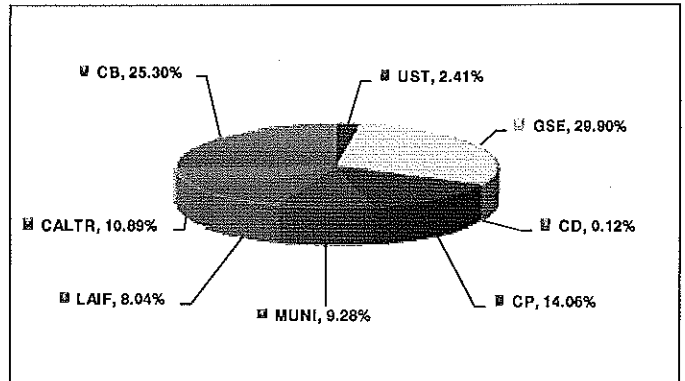
STRATEGY

The SPLA funds are invested in the City of Sacramento's Pool A investment fund. The Fund seeks to maximize the level of current income consistent with the preservation of principal while meeting the liquidity needs of the City and the pooled investors. The Fund is invested pursuant to the prudent person standards and the California Code Section 53601 (GC 53601).

PORTFOLIO STATISTICS

Portfolio's Beginning Balance	19,760,001
Contributions	3,960,860
Withdrawals	(3,550,000)
Interest Earned	33,078
Month-End Market Value	20,203,939

POOL A BY ASSET CLASS



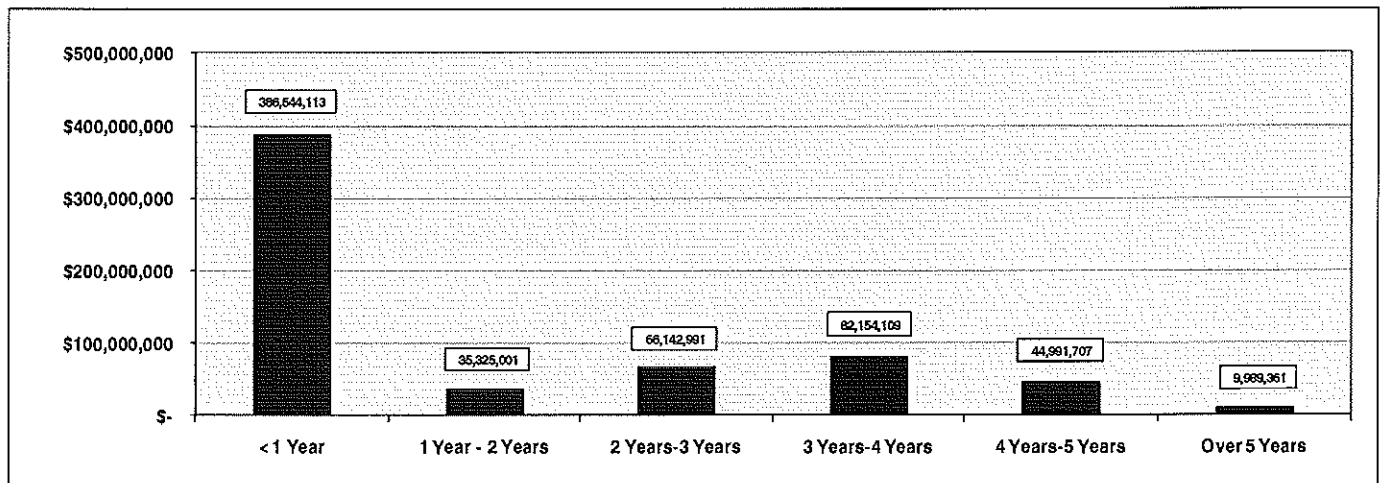
PERFORMANCE

Earned Interest Yield for the Month	2.18%
Laif Rate of Return (book value)	0.59%
ML Ready Asset	0.00%
90 Day T-Bill	0.15%
Federal Funds	0.20%

Investment Description	Portfolio at Cost	Yield at Month End
US Agency and Treasury Notes:		
US Treasury Notes (UST)	2.41%	0.12%
US Agency Notes (GSE)	29.90%	1.45%
Subtotal Agency/Notes	32.31%	1.36%
Certificates of Deposit (CD)	0.12%	2.10%
Commercial Paper (CP)	14.06%	0.22%
Municipals	9.28%	3.92%
LAIF	8.04%	0.59%
CaTRUST	10.89%	0.74%
Corporate Bonds (CB)	25.30%	5.06%

POOL A MATURITY SCHEDULE

Maturity	Market Value	%
< 1 Year	386,544,113	61.83%
1 Year - 2 Years	35,325,001	5.65%
2 Years-3 Years	66,142,991	10.58%
3 Years-4 Years	82,154,109	13.14%
4 Years-5 Years	44,991,707	7.20%
Over 5 Years	9,989,361	1.60%
Total	\$ 625,147,282	100.00%



City of Sacramento
CASH LEDGER
Sacramento Public Library Authority
From 04-01-10 To 04-30-10

All Cash Accounts

<u>Trade Date</u>	<u>Settle Date</u>	<u>Tran Code</u>	<u>Quantity</u>	<u>Security</u>	<u>Amount</u>	<u>Cash Balance</u>
Pool A Cash						
04-01-10				Beginning Balance		19,441,152.90
04-02-10	04-02-10	lo		Pool A Cash	-1,000,000.00	18,441,152.90
04-16-10	04-16-10	lo		Pool A Cash	-800,000.00	17,641,152.90
04-23-10	04-23-10	lo		Pool A Cash	-750,000.00	16,891,152.90
04-29-10	04-29-10	li		Pool A Cash	3,960,860.00	20,852,012.90
				Q3 & Q4 Gen Fund contribution to SPLA, per AJ#100147		
04-30-10	04-30-10	lo		Pool A Cash	-1,000,000.00	19,852,012.90
					410,860.00	
04-30-10				Ending Balance		19,852,012.90
Pool A Interest Receivable						
04-01-10				Beginning Balance		318,848.35
04-30-10	04-30-10	in		Pool A Cash	33,077.76	351,926.11
				Apr10 estimated Pool A interest		
					33,077.76	
04-30-10				Ending Balance		351,926.11

City of Sacramento
PURCHASE AND SALE
City Investment Pool A
 From 05-01-10 To 05-31-10

Trade Date	Settle Date	Sec Type Code	Security Symbol	Cusip	Quantity	Security	S & P	Moody	Unit Price	Amount
PURCHASES										
05-03-10	05-03-10	cpus	89233hha5	89233HHA5	8,000,000	Toyota Motor Credit Corp 0.350% Due 08-10-10	A1	P1	100	7,992,300
05-05-10	05-05-10	dpus	313589m91	313589M91	4,000,000	Fannie Mae 0.270% Due 11-03-10	AAA	Aaa	100	3,994,540
05-12-10	05-12-10	cpus	89233hha5	89233HHA5	2,000,000	Toyota Motor Credit Corp 0.350% Due 08-10-10	A1	P1	100	1,998,000
05-13-10	05-13-10	cpus	4042f1ha0	4042F1HA0	3,000,000	HSBC Finance 0.320% Due 08-10-10	A1	P1	100	2,997,627
05-14-10	05-14-10	cpus	4042f1ej4	4042F1EJ4	13,000,000	HSBC Finance 0.140% Due 05-18-10	A1	P1	100	12,999,798
05-14-10	05-14-10	cpus	90262dk53	90262DK53	13,000,000	Ubs Finance 0.540% Due 10-05-10	A1	P1	100	12,971,920
05-14-10	05-14-10	cpus	36959jj12	36959JJ12	9,000,000	General Electric Capital Corp 0.330% Due 09-01-10	A1	P1	100	8,990,925
05-14-10	05-14-10	cpus	89233hj70	89233HJ70	13,000,000	Toyota Motor Credit Corp 0.420% Due 09-07-10	A1	P1	100	12,982,407
05-14-10	05-14-10	dpus	313385g67	313385G67	13,000,000	Federal Home Loan Bank 0.180% Due 09-21-10	AAA	Aaa	100	12,991,550
05-18-10	05-18-10	cpus	89233hkd9	89233HKK9	8,000,000	Toyota Motor Credit Corp 0.510% Due 10-19-10	A1	P1	100	7,982,547
05-19-10	05-27-10	vrus	3136fmsr6	3136FMSR6	5,000,000	Fannie Mae 2.750% Due 05-27-15	AAA	Aaa	100	5,000,000
05-20-10	05-20-10	dpus	313397l25	313397L25	5,000,000	Freddie Mac 0.230% Due 10-19-10	AAA	Aaa	100	4,995,144
05-21-10	05-21-10	cpus	4042f1eu9	4042F1EU9	4,000,000	HSBC Finance 0.170% Due 05-28-10	A1	P1	100	3,999,829
05-25-10	05-25-10	cpus	36959jkv4	36959JKV4	3,000,000	General Electric Capital Corp 0.460% Due 10-29-10	A1	P1	100	2,993,982
05-25-10	05-25-10	cpus	4042f1eu9	4042F1EU9	9,000,000	HSBC Finance 0.170% Due 05-28-10	A1	P1	100	8,999,872
05-26-10	05-26-10	cpus	89233hht4	89233HHT4	4,000,000	Toyota Motor Credit Corp 0.510% Due 08-27-10	A1	P1	100	3,994,730
										115,885,170
SALES										
05-01-10	05-01-10	mbus	79765ax27	79765AX27	2,500,000	San Francisco City & County Int'l Airport	A	A1	100	2,500,000
05-01-10	05-01-10	mbus	79765ax35	79765AX35	2,500,000	San Francisco City & County Int'l Airport	A	A1	100	2,500,000
05-04-10	05-04-10	cpus	36959je41	36959JE41	8,000,000	General Electric Capital Corp 0.180% Due 05-04-10	A1	P1	100	7,996,120
05-05-10	05-05-10	cpus	16759qav3	16759QAV3	7,000,000	Chicago (City Of) 0.350% Due 05-05-10	A1	P1	100	7,000,000

City of Sacramento
PURCHASE AND SALE
City Investment Pool A
From 05-01-10 To 05-31-10

Trade Date	Settle Date	Sec Type Code	Security Symbol	Cusip	Quantity	Security	S & P	Moody	Unit Price	Amount
05-10-10	05-10-10	vrus	40429jag2	40429JAG2	3,150,000	Hsbc Finance Corp 0.500% Due 05-10-10	A	A3	100	3,150,000
05-13-10	05-13-10	cpus	36959jed1	36959JED1	5,000,000	General Electric Capital Corp 0.180% Due 05-13-10	A1	P1	100	4,999,675
05-18-10	05-18-10	cpus	4042fiej4	4042FIEJ4	13,000,000	HSBC Finance 0.140% Due 05-18-10	A1	P1	100	12,999,798
05-18-10	05-18-10	dpus	313385wy8	313385WY8	12,000,000	Federal Home Loan Bank 0.160% Due 05-18-10	AAA	Aaa	100	11,991,947
05-19-10	05-20-10	fmsus	31398ame9	31398AME9	5,000,000	Fannie Mae 4.000% Due 01-28-13	AAA	Aaa	107	5,347,500
05-25-10	05-25-10	mbus	13063a5t7	13063A5T7	10,000,000	California St Rev Antic 3.000% Due 05-25-10	SP-1	MIG1	100	10,000,000
05-27-10	05-27-10	vrus	0258m0cv9	0258M0CV9	5,000,000	American Express Credit Co 1.664% Due 05-27-10	BBB+	A2	100	5,000,000
05-28-10	05-28-10	cpus	4042fieus	4042FIEU9	13,000,000	HSBC Finance 0.170% Due 05-28-10	A1	P1	100	12,999,701
<hr/>										
86,484,741										

Sacramento Public Library Authority

Monthly Review - May 2010

STRATEGY

The SPLA funds are invested in the City of Sacramento's Pool A investment fund. The Fund seeks to maximize the level of current income consistent with the preservation of principal while meeting the liquidity needs of the City and the pooled investors. The Fund is invested pursuant to the prudent person standards and the California Code Section 53601 (GC 53601).

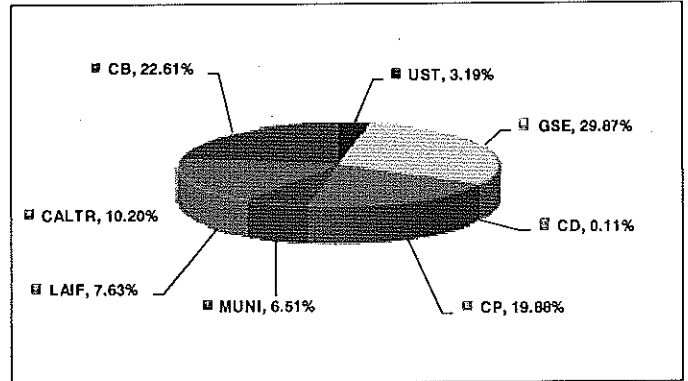
PORTFOLIO STATISTICS

Portfolio's Beginning Balance	20,203,939
Contributions	2,361,574
Withdrawals	(2,400,000)
Interest Earned	46,588
Month-End Market Value	20,212,101

PERFORMANCE

Earned Interest Yield for the Month	2.63%
Laif Rate of Return (book value)	0.56%
ML Ready Asset	0.00%
90 Day T-Bill	0.15%
Federal Funds	0.21%

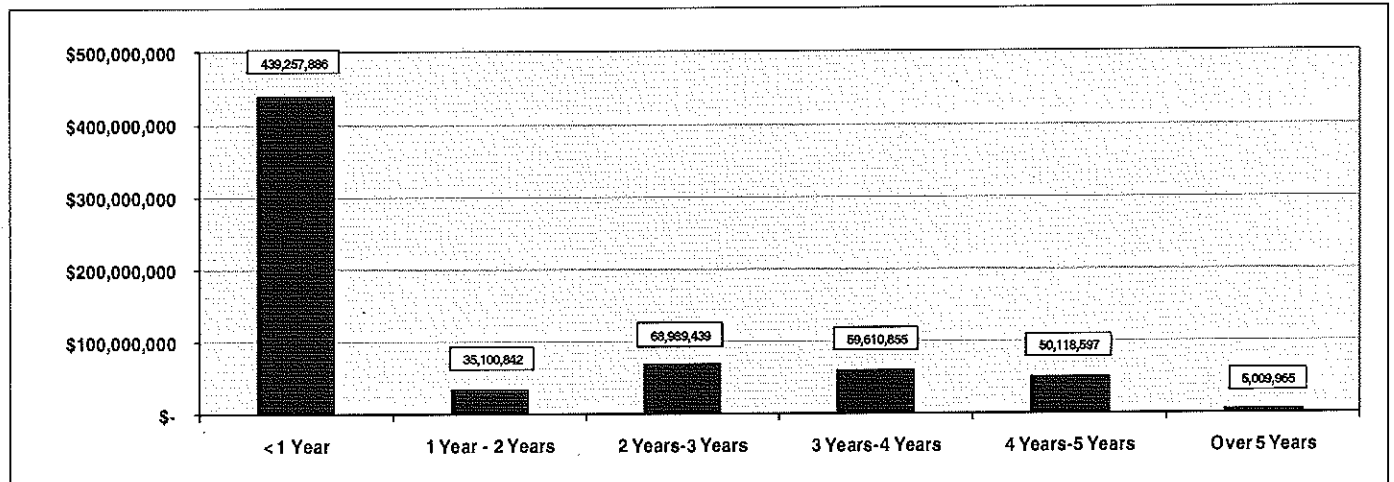
POOL A BY ASSET CLASS



POOL A MATURITY SCHEDULE

Maturity	Market Value	%
< 1 Year	439,257,886	66.75%
1 Year - 2 Years	35,100,842	5.33%
2 Years-3 Years	68,989,439	10.48%
3 Years-4 Years	59,610,855	9.06%
4 Years-5 Years	50,118,597	7.62%
Over 5 Years	5,009,965	0.76%
Total	\$ 658,087,584	100.00%

Investment Description	Portfolio at Cost	Yield at Month End
US Agency and Treasury Notes:		
US Treasury Notes (UST)	3.19%	0.12%
US Agency Notes (GSE)	29.87%	1.33%
Subtotal Agency/Notes	33.06%	1.24%
Certificates of Deposit (CD)	0.11%	2.10%
Commercial Paper (CP)	19.88%	0.34%
Municipals	6.51%	4.29%
LAIF	7.63%	0.56%
CaITRUST	10.20%	0.71%
Corporate Bonds (CB)	22.61%	5.10%



City of Sacramento
CASH LEDGER
Sacramento Public Library Authority
From 05-01-10 To 05-31-10

All Cash Accounts

<u>Trade Date</u>	<u>Settle Date</u>	<u>Tran Code</u>	<u>Quantity</u>	<u>Security</u>	<u>Amount</u>	<u>Cash Balance</u>
Pool A Cash						
05-01-10				Beginning Balance		19,852,012.90
05-06-10	05-06-10	li		Pool A Cash	500,000.00	20,352,012.90
05-14-10	05-14-10	lo		Pool A Cash	-1,000,000.00	19,352,012.90
05-14-10	05-14-10	li		Pool A Cash	1,861,573.84	21,213,586.74
				Property Tax & Assessment Revenue Distribution, per AJ#101679		
05-21-10	05-21-10	lo		Pool A Cash	-200,000.00	21,013,586.74
05-28-10	05-28-10	lo		Pool A Cash	-1,200,000.00	19,813,586.74
					-38,426.16	
05-31-10				Ending Balance		19,813,586.74
Pool A Interest Receivable						
05-01-10				Beginning Balance		351,926.11
05-31-10	05-31-10	in		Pool A Cash	46,588.26	398,514.37
				May10 estimated Pool A interest		
					46,588.26	
05-31-10				Ending Balance		398,514.37