



## Sacramento Public Library Authority

May 26, 2011

Agenda Item 8.0: Quarterly Investment Performance  
Report: March 31, 2011

**TO: Sacramento Public Library Authority Board Members**

**FROM: Denise M. Davis, Deputy Library Director**

**RE: Quarterly Investment Performance Report: March 31, 2011**

**RECOMMENDED ACTION:** None. Information only.

### **INFORMATION**

The Library Authority's Investment Policy adopted by the Board on May 27, 2010 requires the Library's Treasurer to submit quarterly investment reports in compliance with Government Code Section 53646(b) and monthly investment transaction reports consistent with Government Code Section 53607.

Attachment A is the City of Sacramento City Treasurer's quarterly report for the quarter ended March 31, 2011. All Library investments are currently managed and held by the Sacramento City Treasurer in the City's Investment Pool "A".

*Certification of Liquidity and Cash Flow for the Next Six Month Period*  
Based on the Library Board's adopted FY 2010/11 budget, past revenue and expenditure trends and current forecasts, the Library's Treasurer projects that the Library has sufficient monies on hand, anticipated revenues, and/or liquid investments to meet the Library's expenditure requirements through September 30, 2011.

#### *Compliance with Investment Policy*

The Library's Investment Policy incorporates the City's Investment Policy authorized investments by reference. The Library's Treasurer accepts the Sacramento City Treasurer's certification that all City Investment Pool "A" investments held are in compliance with the City Treasurer's previously reviewed and current Investment Policy with no exceptions, as stated in Attachment A.

Also attached is the transaction report for the City of Sacramento "Investment Pool A" for the month of March 2011 (Attachment B) and the Library summary of the City's monthly investment report for March 2011 (Attachment C).

This report satisfies the State's investment reporting requirements and complies with the Library's investment policy quarterly and monthly reporting requirements.




**FISCAL IMPACT**

At March 31, 2011, the Library Authority had investments totaling \$24,092,103. Total cash and investments were \$24,510,933 including a balance of \$418,830 in the Authority's Bank of America account. Investment income for the month of March was \$45,940 and totals \$209,276 for FY 2010/11. These earnings are below target to meet the \$300,000 investment income budgeted for FY 2010/11.

The March portfolio yield was 2.31%, up 0.35% from the yield in February 2011 of 1.96%. This yield compares favorably to the State of California Local Agency Investment Fund rate of return for March 2011 of 0.50%.

**ATTACHMENTS**

- Attachment A: City of Sacramento Treasurer Report: Quarterly Investment Report for the period ended March 31, 2011
- Attachment B: City of Sacramento Treasurer Report: March 2011 – Monthly Investment Transaction Report (Pool A portion only)
- Attachment C: City of Sacramento Treasurer Report: Monthly Investment Report – March 2011 (Library portion only)



# City of Sacramento City Council

915 I Street, Sacramento, CA, 95814  
[www.CityofSacramento.org](http://www.CityofSacramento.org)

**Meeting Date:** 5/3/2011

**Report Type:** Consent

**Title:** March 2011 Monthly Investment Transactions Report

**Report ID:** 2011-00402

**Location:** Citywide

**Recommendation:** Receive and File

**Contact:** Lydia Abreu, Investment & Operations Manager, (916) 808-7746, Office of the City Treasurer

**Presenter:** None

**Department:** City Treasurer

**Division:** City Treasurer

**Dept ID:** 05001011

**Attachments:**

---

- 1-Description/Analysis
- 2-Background
- 3-Exhibit A - Summary of Transactions
- 4-Exhibit B - City Pool A and City Trust Funds
- 5-Exhibit C - SCERS
- 6-Exhibit D - SHRA
- 7-Exhibit E - CADA
- 8-Exhibit F - All Other Funds

---

**City Attorney Review**

Approved as to Form  
Larry Duran  
4/25/2011 11:20:26 AM

**City Treasurer Review**

Prior Council Financial Policy Approval or  
Outside City Treasurer Scope  
Russell Fehr  
4/18/2011 4:10:54 PM

**Approvals/Acknowledgements**

Department Director or Designee: Russell Fehr - 4/20/2011 10:55:19 AM

Assistant City Manager: Patti Bisharat - 4/25/2011 10:30:30 AM

**Description/Analysis**

**Issue:** Rendering of City Treasurer monthly investment transactions report to the City Council.

**Policy Considerations:** The City Treasurer routinely reports on monthly investment transactions to keep the City Council advised of current investment activity.

**Environmental Considerations:**

**California Environmental Quality Act (CEQA):** Under the California Environmental Quality Act (CEQA) guidelines, continuing administrative activities do not constitute a project and are therefore exempt from review.

**Sustainability Considerations:** There are no sustainability considerations applicable to this action.

**Commission/Committee Action:** None

**Rationale for Recommendation:** The City Treasurer is responsible for investing and reporting in accordance with the authority granted by City Charter Section 73, City Council ordinances and resolutions, and applicable state law.

**Financial Considerations:** The monthly investment report sets forth the monthly transactions of the City Treasurer's Office Investment Pool A funds. Portfolio value on March 1, 2011 was \$594,765,044 and at month end, the value was \$587,779,393. The interest yield for the month was 2.31%. There were 25 total transactions for the period (14 buys, 1 sale, 2 calls and 8 maturities). The estimated duration of the portfolio is 1.28 years.

Consistent with the Investment Policy adopted by City Council on August 17, 2010, the monthly report herein includes the content described in Government Code sections 53607 and 63646 (b).

**Emerging Small Business Development (ESBD):** Because this transaction does not involve the purchase of goods or services for the City, ESBD efforts are not applicable.

**Background Information:**

California Statutes Chapter 783, Statutes of 1995 and Chapter 749, Statutes of 1996 were enacted to help avoid a repeat of the December 1994 Orange County investment fiasco which resulted in investment losses exceeding \$1.7 billion for Orange County and other local government entities. These statutes made revisions to certain state laws that addressed the investing of public funds, including, among other things, the requirement of reporting investment activity on a periodic basis. Specifically, Government Code section 53607 requires monthly reports to the City Council. Commencing March, 1997, the City Treasurer, as the person vested with authority to invest City funds, has rendered monthly transaction reports to the City Council and this staff report accompanies the latest of such reports. This practice is consistent with prior City Council principles regarding investment authority that emphasizes full disclosure and prompt reporting of investment policy, strategies, programs and actual investments as reflected in Resolution 95-108.

For informational purposes, the City Treasurer also reports on transactions of other funds invested by the Treasurer's Office in addition to the City's funds. In compliance with Government Code 53601 and our investment policy, notice is hereby given. On March 30, 2011, the investment team purchased \$5 million dollar bonds for City Pool A and \$2 million dollars for SHRA's Pool D issued by Freddie Mac. The bonds mature on April 21, 2016, giving them a term in excess of 5 years required by Government Code 53601 but within the '5-yr + 30 calendar days' term required the current City's Investment Policy. The bonds are subject to be called in approximately 7 months with a step up coupon of 2.25% through April 21, 2013 to up to 5% until maturity. The summary and transactions detail for the month ended March 31, 2011 are listed in Exhibits A, B, C, D, E and F.

**City of Sacramento  
Summary of Transactions  
March-11**

**Local Agency Funds:**

	<u>Pool A</u>	<u>Ethel Hart Trust</u>	<u>Public Trust</u>	<u>George Clark</u>	<u>Total</u>
Purchases	\$ 43,972,040	\$ 57,035	\$ -	\$ -	\$ 44,029,075
Sales	9,728,281	-	-	-	9,728,281
Maturities	38,976,779	-	-	-	38,976,779
Calls	6,787,301	49,805	-	-	6,837,106
Contributions	55,076,421	-	-	-	55,076,421
Withdrawals	62,719,382	-	8,883	1,672	62,729,937
<b>Total</b>	<b>\$ 217,260,204</b>	<b>\$ 106,840</b>	<b>\$ 8,883</b>	<b>\$ 1,672</b>	<b>\$ 217,377,599</b>

**Outside Agency Funds:****Sacramento City Employees' Retirement System (SCERS) Funds:**

	<u>Fixed Bonds</u>	<u>Equity Income</u>	<u>Large Cap</u>	<u>International</u>	<u>Total</u>
Purchases	\$ -	\$ -	\$ 5,794,831	\$ 4,048,118	\$ 9,842,949
Sales	-	-	7,624,542	3,398,952	11,023,494
Maturities	122,111	-	-	-	122,111
Expenses	656	-	-	-	656
Calls	-	-	-	-	-
Contributions	-	-	-	-	-
Withdrawals	880,256	243,165	190,993	60,318	1,374,732
<b>Total</b>	<b>\$ 1,003,023</b>	<b>\$ 243,165</b>	<b>\$ 13,610,366</b>	<b>\$ 7,507,388</b>	<b>\$ 22,363,942</b>

**City of Sacramento  
Summary of Transactions  
March-11**

**Sacramento Housing & Redevelopment Agency (SHRA) Funds:**

	<u>Pool D</u>	<u>Pool J</u>	<u>Pool L</u>	<u>Pool M</u>	<u>Pool N</u>	<u>Total</u>
Purchases	\$ 12,519,643	\$ -	\$ -	\$ -	\$ -	\$ 12,519,643
Sales	3,905,937	-	-	-	-	3,905,937
Maturities	2,999,603	-	-	-	-	2,999,603
Calls	6,064,587	-	-	-	-	6,064,587
Contributions	4,000,000	-	-	-	-	4,000,000
Withdrawals	6,700,000	-	-	-	-	6,700,000
<b>Total</b>	<b>\$ 36,189,770</b>	<b>\$ -</b>	<b>\$ -</b>	<b>\$ -</b>	<b>\$ -</b>	<b>\$ 36,189,770</b>

	<u>Pool Q</u>	<u>Pool R</u>	<u>Pool S</u>	<u>Pool T</u>	<u>Pool U</u>	<u>Pool V</u>	<u>Total</u>
Contributions	\$ -	\$ -	\$ -	\$ -	\$ -	\$ -	\$ -
Withdrawals	-	-	-	-	-	-	-
<b>Total</b>	<b>\$ -</b>	<b>\$ -</b>	<b>\$ -</b>	<b>\$ -</b>	<b>\$ -</b>	<b>\$ -</b>	<b>\$ -</b>

**Total SHRA \$ 36,189,770**

**Capitol Area Development Authority (CADA) Funds:**

	<u>CADA</u>	<u>CADA-A</u>	<u>CADA-B</u>	<u>Total</u>
Contributions	\$ -	\$ -	\$ -	\$ -
Withdrawals	-	-	-	-
<b>Total</b>	<b>\$ -</b>	<b>\$ -</b>	<b>\$ -</b>	<b>\$ -</b>

**All Other Funds:**

	<u>ARFCD</u>	<u>SPLA</u>	<u>TNBC</u>	<u>United Way</u>	<u>Total</u>
Purchases	\$ -	\$ -	\$ -	\$ 141,145	\$ 141,145
Sales	-	-	-	87,597	87,597
Maturities	-	-	-	-	-
Expenses	-	-	-	-	-
Calls	-	-	-	49,805	49,805
Contributions	-	1,980,427	-	-	1,980,427
Withdrawals	-	1,836,000	-	-	1,836,000
<b>Total</b>	<b>\$ -</b>	<b>\$ 3,816,427</b>	<b>\$ -</b>	<b>\$ 278,547</b>	<b>\$ 4,094,974</b>

**GRAND TOTAL**

**\$ 280,026,285**

City of Sacramento  
**TRANSACTION SUMMARY**  
*City Investment Pool A*  
*From 03-01-11 To 03-31-11*

Trade Date	Quantity	Security	Unit Cost	Total Cost	Unit Price	Total Proceeds	Gain/Loss
<b>PURCHASES</b>							
03-03-11	4,000,000	BP Capital Markets 0.390% Due 08-09-11	99.83	3,993,110			
03-04-11	3,000,000	Royal Bk Scotland Plc 3.950% Due 09-21-15	99.79	2,993,790			
03-11-11	5,000,000	UBS Finance 0.315% Due 08-09-11	99.87	4,993,394			
03-14-11	2,000,000	HSBC Finance 0.300% Due 04-06-11	99.99	1,999,796			
03-14-11	2,000,000	Toyota Motor Credit Corp 0.310% Due 03-23-11	100.00	1,999,955			
03-14-11	1,000,000	Toyota Motor Credit Corp 0.230% Due 07-13-11	99.92	999,227			
03-15-11	2,000,000	General Electric Capital Corp 0.190% Due 05-18-11	99.97	1,999,324			
03-15-11	2,000,000	UBS Finance 0.240% Due 06-15-11	99.94	1,998,773			
03-16-11	4,000,000	General Electric Capital Corp 0.170% Due 03-30-11	99.99	3,999,782			
03-16-11	5,000,000	Federal Home Loan Bank 1.125% Due 03-30-16	100.00	5,000,000			
03-22-11	2,000,000	HSBC Finance 0.310% Due 07-28-11	99.89	1,997,796			
03-23-11	2,000,000	Prudential Fund 0.200% Due 05-31-11	99.96	1,999,233			
03-25-11	5,000,000	Toyota Motor Credit Corp 0.240% Due 05-31-11	99.96	4,997,860			
03-30-11	5,000,000	Freddie Mac 2.250% Due 04-21-16	100.00	5,000,000			
<b>TOTAL</b>				<b>43,972,040</b>			



City of Sacramento  
**TRANSACTION SUMMARY**  
*City Investment Pool A*  
 From 03-01-11 To 03-31-11

Trade Date	Quantity	Security	Unit Cost	Total Cost	Unit Price	Total Proceeds	Gain/Loss
<b>SALES</b>							
03-14-11	10,000,000	U.S. Treasury Note 1.375% Due 11-30-15	97.28	9,728,281	97.88	9,788,281	60,000
<b>TOTAL</b>				<b>9,728,281</b>		<b>9,788,281</b>	<b>60,000</b>

City of Sacramento  
**TRANSACTION SUMMARY**  
*City Investment Pool A*  
*From 03-01-11 To 03-31-11*

<u>Trade Date</u>	<u>Quantity</u>	<u>Security</u>	<u>Unit Cost</u>	<u>Total Cost</u>	<u>Unit Price</u>	<u>Total Proceeds</u>	<u>Gain/Loss</u>
<b>CALLS</b>							
03-08-11	5,000,000	Fannie Mac 4.100% Due 09-08-15	99.65	4,982,500	100.00	5,000,000	17,500
03-24-11	1,818,000	Roche Holdings Inc 5.000% Due 03-01-14	99.27	1,804,801	109.93	1,998,546	193,744
<b>TOTAL</b>				<b>6,787,301</b>		<b>6,998,546</b>	<b>211,244</b>

City of Sacramento  
**TRANSACTION SUMMARY**  
*City Investment Pool A*  
*From 03-01-11 To 03-31-11*

Trade Date	Quantity	Security	Unit Cost	Total Cost	Unit Price	Total Proceeds	Gain/Loss
<b>MATURITIES</b>							
03-02-11	4,000,000	Federal Home Loan Bank 0.110% Due 03-02-11	99.99	3,999,474	99.99	3,999,474	0
03-08-11	8,000,000	Fannie Mae 0.170% Due 03-08-11	99.93	7,994,522	99.93	7,994,522	0
03-09-11	5,000,000	Toyota Motor Credit Corp 0.250% Due 03-09-11	99.93	4,996,528	99.93	4,996,528	0
03-14-11	4,000,000	Fannie Mae 0.160% Due 03-14-11	99.97	3,998,933	99.97	3,998,933	0
03-22-11	3,000,000	HSBC Finance 0.350% Due 03-22-11	99.85	2,995,537	99.85	2,995,537	0
03-22-11	5,000,000	Freddie Mac 0.150% Due 03-22-11	99.94	4,996,937	99.94	4,996,937	0
03-23-11	6,000,000	Toyota Motor Credit Corp 0.310% Due 03-23-11	99.92	5,995,064	99.92	5,995,064	0
03-30-11	4,000,000	General Electric Capital Corp 0.170% Due 03-30-11	99.99	3,999,782	99.99	3,999,782	0
<b>TOTAL</b>				<b>38,976,779</b>		<b>38,976,779</b>	<b>0</b>

City of Sacramento  
**TRANSACTION SUMMARY**  
*City Investment Pool A*  
 From 03-01-11 To 03-31-11

Trade Date	Quantity	Security	Unit Cost	Total Cost	Unit Price	Total Proceeds	Gain/Loss
<b>CONTRIBUTIONS</b>							
03-01-11		B Of A Cash		25,753			
03-01-11		B Of A Cash		5,086,730			
03-01-11		Fidelity Fund		927			
03-01-11		Fidelity Fund		348,750			
03-01-11		Fidelity Fund		84,569			
03-01-11		Fidelity Fund		1,370			
03-01-11		Fidelity Fund		2,016			
03-02-11		B Of A Cash		11,465			
03-02-11		Fidelity Fund		29			
03-02-11		Fidelity Fund		1,015,897			
03-03-11		B Of A Cash		1,243,140			
03-03-11		Fidelity Fund		263			
03-03-11		Fidelity Fund		68			
03-04-11		B Of A Cash		269,567			
03-07-11		B Of A Cash		2,420,735			
03-07-11		Fidelity Fund		12			
03-08-11		B Of A Cash		1,491,609			
03-09-11		B Of A Cash		3,444			
03-09-11		Fidelity Fund		650,325			
03-10-11		B Of A Cash		7,460,927			
03-10-11		Fidelity Fund		962			
03-10-11		Fidelity Fund		435			
03-10-11		Fidelity Fund		85			
03-10-11		Fidelity Fund		18,375			
03-10-11		Fidelity Fund		1,746,523			
03-10-11		Fidelity Fund		15,957			
03-10-11		Fidelity Fund		48,284			
03-11-11		B Of A Cash		1,015,100			
03-11-11		Fidelity Fund		21,100			
03-14-11		B Of A Cash		1,999,747			
03-14-11		Fidelity Fund		349			
03-14-11		Fidelity Fund		113			
03-14-11		Fidelity Fund		47			
03-14-11		Fidelity Fund		81			
03-14-11		Fidelity Fund		25,209			
03-14-11		Fidelity Fund		3,087			
03-15-11		B Of A Cash		1,373,989			
03-15-11		Fidelity Fund		1,150			
03-15-11		Fidelity Fund		575			
03-15-11		Fidelity Fund		270			
03-15-11		Fidelity Fund		503,222			
03-15-11		Fidelity Fund		119,839			
03-15-11		Fidelity Fund		29,531			
03-15-11		Fidelity Fund		11,905			
03-15-11		Fidelity Fund		4,494			
03-15-11		Fidelity Fund		3,060			
03-15-11		Fidelity Fund		231			
03-16-11		B Of A Cash		44,145			
03-16-11		B Of A Cash		2,061,750			
03-16-11		Fidelity Fund		612			
03-16-11		Fidelity Fund		25,970			

City of Sacramento  
**TRANSACTION SUMMARY**  
*City Investment Pool A*  
*From 03-01-11 To 03-31-11*

Trade Date	Quantity	Security	Unit Cost	Total Cost	Unit Price	Total Proceeds	Gain/Loss
03-16-11		Fidelity Fund		3,153,944			
03-17-11		B Of A Cash		1,440,244			
03-17-11		Fidelity Fund		22,852			
03-17-11		Fidelity Fund		4			
03-17-11		Fidelity Fund		112			
03-18-11		B Of A Cash		1,776,907			
03-18-11		Fidelity Fund		115,779			
03-21-11		B Of A Cash		1,308,113			
03-21-11		Fidelity Fund		345			
03-21-11		Fidelity Fund		22,655			
03-21-11		Fidelity Fund		141			
03-21-11		Fidelity Fund		1,122			
03-21-11		Fidelity Fund		3,277			
03-21-11		Fidelity Fund		65,868			
03-22-11		B Of A Cash		1,368,084			
03-22-11		Fidelity Fund		23			
03-22-11		Fidelity Fund		3,392,641			
03-23-11		B Of A Cash		3,633			
03-23-11		Fidelity Fund		1,514,326			
03-24-11		B Of A Cash		4,056			
03-24-11		Fidelity Fund		12,500			
03-25-11		B Of A Cash		4,609,092			
03-25-11		Fidelity Fund		43,949			
03-25-11		Fidelity Fund		7,466			
03-25-11		Fidelity Fund		9			
03-28-11		B Of A Cash		1,213,101			
03-28-11		Fidelity Fund		20,966			
03-28-11		Fidelity Fund		51,711			
03-28-11		Fidelity Fund		336			
03-29-11		B Of A Cash		1,388,944			
03-30-11		B Of A Cash		2,318,712			
03-30-11		Fidelity Fund		159			
03-30-11		Fidelity Fund		54			
03-31-11		B Of A Cash		1,933,827			
03-31-11		Fidelity Fund		22,920			
03-31-11		Fidelity Fund		29,444			
03-31-11		Fidelity Fund		31,000			
03-31-11		Fidelity Fund		2,417			
03-31-11		Fidelity Fund		1,186			
03-31-11		Fidelity Fund		706			
<b>TOTAL</b>				<b>55,076,421</b>			

City of Sacramento  
**TRANSACTION SUMMARY**  
*City Investment Pool A*  
*From 03-01-11 To 03-31-11*

Trade Date	Quantity	Security	Unit Cost	Total Cost	Unit Price	Total Proceeds	Gain/Loss
<b>WITHDRAWALS</b>							
03-01-11		B Of A Cash		2,530,700			
03-01-11		Fidelity Fund		126,273			
03-02-11		B Of A Cash		1,222,112			
03-03-11		B Of A Cash		855,113			
03-04-11		B Of A Cash		460,000			
03-04-11		B Of A Cash		543,915			
03-07-11		B Of A Cash		849,327			
03-07-11		Fidelity Fund		317,815			
03-08-11		B Of A Cash		7,898,780			
03-09-11		B Of A Cash		6,750,225			
03-09-11		Fidelity Fund		57,035			
03-10-11		B Of A Cash		535,353			
03-11-11		B Of A Cash		100,000			
03-11-11		B Of A Cash		4,350,192			
03-11-11		Fidelity Fund		632,400			
03-14-11		B Of A Cash		1,960,510			
03-14-11		Fidelity Fund		418,253			
03-14-11		Fidelity Fund		1,782			
03-15-11		B Of A Cash		372,223			
03-16-11		B Of A Cash		1,335,322			
03-17-11		B Of A Cash		2,650,644			
03-17-11		Fidelity Fund		3,133,919			
03-17-11		Fidelity Fund		497,550			
03-18-11		B Of A Cash		916,000			
03-18-11		B Of A Cash		520,419			
03-21-11		B Of A Cash		1,055,449			
03-21-11		Fidelity Fund		639,565			
03-22-11		B Of A Cash		8,435,195			
03-23-11		B Of A Cash		3,946,957			
03-23-11		Fidelity Fund		12			
03-24-11		B Of A Cash		2,886,829			
03-24-11		Fidelity Fund		88,937			
03-25-11		B Of A Cash		360,000			
03-25-11		B Of A Cash		1,223,025			
03-28-11		B Of A Cash		1,097,621			
03-29-11		B Of A Cash		503,284			
03-29-11		Fidelity Fund		457,564			
03-30-11		B Of A Cash		1,270,906			
03-30-11		Fidelity Fund		451,739			
03-30-11		Fidelity Fund		371,527			
03-31-11		B Of A Cash		894,910			
<b>TOTAL</b>				<b>62,719,382</b>			

# Sacramento Public Library Authority

## MONTHLY REVIEW – MARCH 2011

### STRATEGY

The SPLA funds are invested in the City of Sacramento’s Pool A investment fund. The Fund seeks to maximize the level of current income consistent with the preservation of principal while meeting the liquidity needs of the City and the pooled investors. The Fund is invested pursuant to the prudent person standards and the California Code Section 53601 (GC 53601).

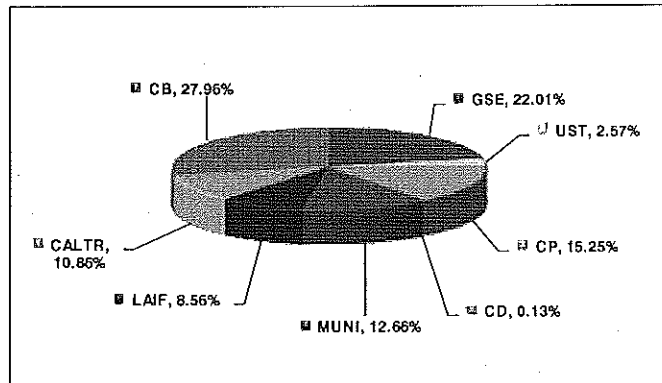
### PORTFOLIO STATISTICS

Portfolio’s Beginning Balance	23,900,906
Contributions	1,980,427
Withdrawals	(1,836,000)
Interest Earned	46,770
Month-End Market Value	24,092,103

### PERFORMANCE

Earned Interest Yield for the Month	2.31%
Laif Rate of Return (book value)	0.50%
ML Ready Asset	0.00%
90 Day T-Bill	0.09%
Federal Funds	0.15%

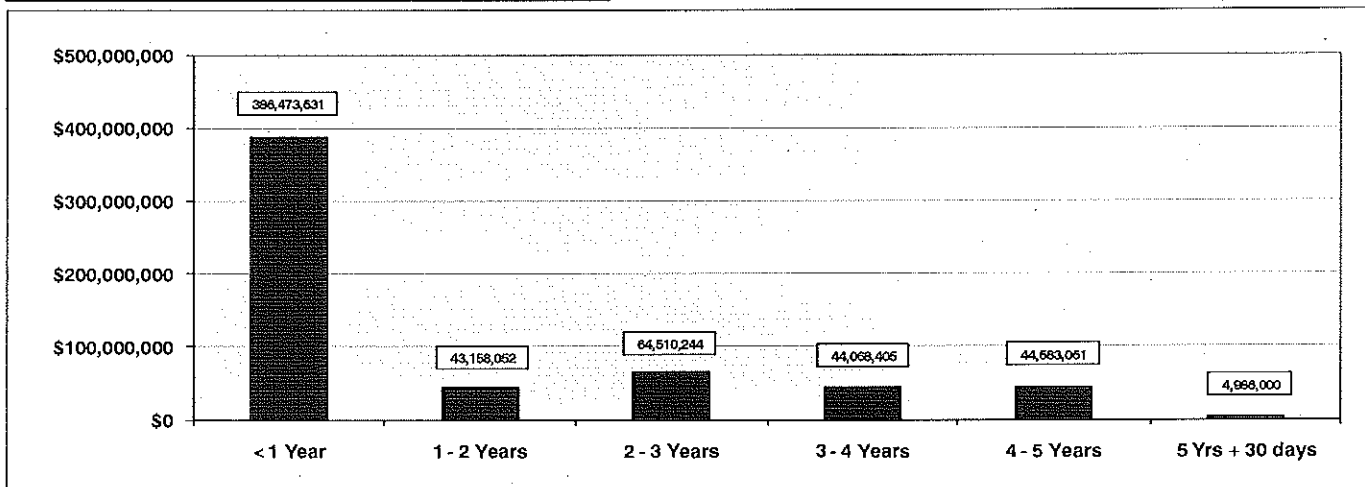
### POOL A BY ASSET CLASS



### POOL A MATURITY SCHEDULE

Maturity	Market Value	%
< 1 Year	386,473,631	65.75%
1 - 2 Years	43,158,052	7.34%
2 - 3 Years	64,510,244	10.98%
3 - 4 Years	44,068,405	7.50%
4 - 5 Years	44,583,061	7.58%
5 Yrs + 30 days	4,986,000	0.85%
<b>Total</b>	<b>\$ 587,779,393</b>	<b>100.00%</b>

Investment Description	Portfolio at Cost	Yield at Month End
US Agency and Treasury Notes:		
US Agency Notes (GSE)	22.01%	0.78%
US Treasury Notes (UST)	2.57%	0.24%
Subtotal Agency/Notes	24.58%	0.72%
Commercial Paper (CP)	15.25%	0.31%
Certificates of Deposit (CD)	0.13%	2.10%
Municipals	12.66%	3.22%
LAIF	8.56%	0.50%
CaITRUST	10.86%	0.93%
Corporate Bonds (CB)	27.96%	4.16%



City of Sacramento  
**CASH LEDGER**  
*Sacramento Public Library Authority*  
*From 03-01-11 To 03-31-11*

**All Cash Accounts**

<u>Trade Date</u>	<u>Settle Date</u>	<u>Tran Code</u>	<u>Quantity</u>	<u>Security</u>	<u>Amount</u>	<u>Cash Balance</u>
<b>Pool A Cash</b>						
03-01-11				Beginning Balance		23,665,250.36
03-01-11	03-01-11	dp		Pool A Cash	47,464.33	23,712,714.69
03-01-11	03-01-11	in		Pool A Cash	820.10	23,713,534.79
				Jul10-Aug10 Pool A interest adjustment		
03-01-11	03-01-11	dp		Pool A Cash	24,855.66	23,738,390.45
03-01-11	03-01-11	in		Pool A Cash	9.63	23,738,400.08
				Sep10 Pool A interest adjustment		
03-04-11	03-04-11	lo		Pool A Cash	-460,000.00	23,278,400.08
03-11-11	03-11-11	lo		Pool A Cash	-100,000.00	23,178,400.08
03-18-11	03-18-11	lo		Pool A Cash	-916,000.00	22,262,400.08
03-24-11	03-24-11	li		Pool A Cash	1,980,427.50	24,242,827.58
				Q3 Gen Fund contribution to SPLA, per AJ#123680		
03-25-11	03-25-11	lo		Pool A Cash	-360,000.00	23,882,827.58
					<u>217,577.22</u>	
<b>03-31-11</b>				<b>Ending Balance</b>		<b>23,882,827.58</b>
<b>Pool A Interest Receivable</b>						
03-01-11				Beginning Balance		235,655.36
03-01-11	03-01-11	wd		Pool A Interest Receivable	-47,464.33	188,191.03
03-01-11	03-01-11	wd		Pool A Interest Receivable	-24,855.66	163,335.37
03-31-11	03-31-11	in		Pool A Cash	45,940.23	209,275.60
				Mar11 estimated Pool A interest		
					<u>-26,379.76</u>	
<b>03-31-11</b>				<b>Ending Balance</b>		<b>209,275.60</b>